

DRM PACK

THE ULTRA Model 4100-35-FA Fully Automatic Overhead (Rotary Arm) Series

Choose a frame that fits your production situation.



Wall or Post Mount




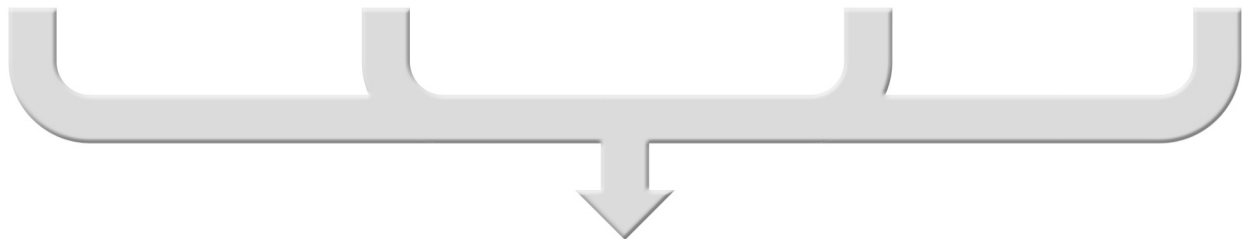
3 leg - Free-Standing



Rear Mount - Lag To Floor



U Shaped Free-Standing




All frame styles include the easy to maintain clamp, cut and wipe device.

- ❖ Affordable and simple with more standard features than any other fully automatic overhead (rotary tower) pallet wrapper.
- ❖ A quality machine built with quality components and supported by a local qualified distributor.

We invite you to go online at
www.drmpack.com
860-836-7509
D.R.M. Associates LLC

ULTRA DESIGN FEATURES/SPECIFICATIONS



LOAD CAPACITY:

- ❖ Unlimited load weight
- ❖ 50" L x 50" W x 86" H maximum load size
- ❖ 24" L x 24" W x 24" H minimum load size
- ❖ **NOTE:** Larger load size options are available

CONTROLS:

- ❖ **PANASONIC** PLC with Touchscreen Operator Interface
- ❖ Power Off - On - Reset switch & Power On indicator light
- ❖ Auto Wrap Cycle Start/Pause
- ❖ Cycle Pause for applying top sheets
- ❖ Reinforce Wrap control for mid-wrapping
- ❖ Emergency Stop button
- ❖ Film tension (Force-to-Load) control
- ❖ Separate film carriage raise & lower speed controls
- ❖ Variable rotary arm speed control
- ❖ Triple beam automatic load height detection sensor for dark or shiny loads
- ❖ Separate 1 to 12 revolution top & bottom wrap control
- ❖ Selectable Reduced Bottom Film Force parameter for wrapping bottom of load
- ❖ A - B - C wrap program selector with capability to input and store unique wrapping parameters for each program
- ❖ Pendant start/stop push-button station for remote operator control - optional lanyard or wireless remote control available
- ❖ Stack-light beacon indicates run, clear or fault conditions
- ❖ Rotary arm and film carriage elevator dynamic braking
- ❖ NEMA 12 control panel enclosure
- ❖ **3 Year Warranty on Components**

FILM CARRIAGE:

- ❖ Super Rapid Thread II™ 20" capacity pre-stretch film carriage
- ❖ Safety Door with auto power cut-off switch
- ❖ Special Film Threading Device - Uniquely orientates the sticky side of the film against the pre-stretch rollers and the inside on the load.
- ❖ 1/2 HP DC variable speed motor
- ❖ 33% to 313% fixed stretch capability
- ❖ Carriage Descent Safety Shut-Off Device
- ❖ Superior film-to-roller contact area
- ❖ **Lifetime warranty on pre-stretch rollers**

ARM/TOWER DESIGN:

- ❖ Double flange bearing support system
- ❖ Twin V-belt drive pulleys with belt tensioner
- ❖ 1-12 RPM rotational speed c/w soft start acceleration
- ❖ 1/2 HP DC variable speed motor
- ❖ Dust tight slip ring assembly
- ❖ Final revolution deceleration and positive stop alignment
- ❖ Heavy Duty Formed/Structural Steel
- ❖ Electro-static powder coated paint finish
- ❖ **5 Year Warranty on Steel Fabrications**

AUTOMATION FEATURES:

- ❖ Pneumatic actuated film clamp mechanism
- ❖ Electro-mechanically actuated film tail cut/wiper arm mechanism
- ❖ Ni-chrome impulse hot wire film cut off c/w automatic periodic cleaning cycle

DRM PACK

We invite you to go online at
www.drmpack.com
860-836-7509
D.R.M. Associates LLC